



**HEALTH PRODUCTS**  
STEWARDSHIP ASSOCIATION

January 1, 2022 – December 31, 2022

# Annual Report

## British Columbia Medications Return Program

---

**Submitted to:**

**Director**

Extended Producer Responsibility Programs  
PO Box 9341, STN PROV GOVT  
Victoria, BC V8W 9M1

**Prepared by:**

**Terri Drover**

Director-General, Health Products Stewardship Association

**Submission date:**

**June 30, 2023**

# Table of Contents

---

<b>I. Executive Summary</b>	<b>1</b>
<b>II. Overview</b>	<b>2</b>
<b>III. Program Outline</b>	<b>4</b>
<b>IV. Public Education Materials and Strategies</b>	<b>5</b>
A. SABC Consumer Awareness and Usage Tracking 2022	6
B. Provincial and National Campaigns	7
C. Partnership with First Nations Communities	12
D. Conferences and Higher Education Institutions	13
E. Public Education on Collection Locations	14
F. HPSA Website	15
G. Social Media Engagement	16
<b>V. Collection System and Accessibility</b>	<b>18</b>
<b>VI. Pollution Prevention Hierarchy and Product/Component Management</b>	<b>19</b>
<b>VII. Products Sold and Collected and Recovery Rate</b>	<b>20</b>
<b>VIII. Summary of Deposit, Refund, Revenues and Expenditures</b>	<b>22</b>
<b>IX. Plan Performance</b>	<b>22</b>
<b>Appendix 1 - BCMRP Stewards</b>	<b>24</b>
<b>Appendix 2 - Regional District Summary Report</b>	<b>26</b>
<b>Appendix 3 - SABC Consumer Behaviour Survey</b>	<b>27</b>
<b>Appendix 4 - BCMRP Collection Locations</b>	<b>29</b>
<b>Appendix 5 - Auditor's Report</b>	<b>40</b>

# I. Executive Summary

---

**Established in 1999 as a federal not-for-profit corporation, the Health Products Stewardship Association (HPSA) is governed by a board of industry professionals representing brand owners and producers of prescription drugs, non-prescription drugs, natural health products, and medical sharps.**

HPSA is a producer responsibility organization (PRO) that manages extended producer responsibility medications and sharps collection programs in Canada. On behalf of its members, HPSA manages the British Columbia Medications Return Program (BCMRP). The program collects and disposes of prescription drugs, non-prescription drugs, and natural health products sold in the province. These pharmaceuticals fall under the “consumer/residential” waste stream.

The BCMRP is free-of-charge for the public, and collection locations are available throughout the province. These locations ensure unused and/or expired pharmaceuticals are properly collected, packaged, handled, transported, and disposed of in a safe, compliant, and environmentally responsible manner.

The program operates pursuant to the British Columbia Recycling Regulation (B.C. Reg. 449/2004) requirements under the province’s Environmental Management Act. It is subject to the approved 2007-2012 BCMRP Plan and the subsequent proposed British Columbia Medications Program plan submitted to the Ministry. The most recent amendment to the proposed BCMRP plan was submitted to the Director in January 2021.

## 2022 Programs Performance

- **109,556.8 kilograms** of pharmaceuticals safely collected and diverted from water sources or landfill through the BCMRP (+11.4% as compared to 2021).
- **1,169 retail pharmacies** participated in the BCMRP (-2.8% as compared to 2021).

HPSA acknowledges the tremendous support of the pharmacy community in the BCMRP.

This report is also available on the [HPSA website](#).

# II. Overview

This report has been drafted in accordance with the requirements outlined in the British Columbia Recycling Regulation as part of the province’s Environmental Management Act. Part 2, section 8 of the Regulation stipulates the information that must be included in this report.

Products within the plan include prescription drugs, over-the-counter drugs, and natural health products.

Program website: [healthsteward.ca](http://healthsteward.ca)

## Summary of Delivery Against the Regulatory Requirements

Topic	Recycling Regulation Reference	Summary Report
Description of Public Education Materials and Educational Strategies	Part 2, section 8(2)(a)	<p>HPSA used several channels to inform the public about the proper return and disposal of unwanted pharmaceuticals. This included easy-to-find links to participating pharmacies using the Collection Location Map on HPSA’s website.</p> <p>Residents can also find how and where to dispose of their unwanted medications on the local municipalities webpages.</p> <p><b>National Campaigns:</b></p> <p>HPSA conducted several campaigns to educate consumers on properly disposing of unwanted medications. The campaigns included a spring clean-up radio campaign promoting drug drop-off month with Drug Free Kids Canada. These campaigns resulted in 75 media hits, including top-tier media outlets, 8.6 million impressions, and 2,772 impressions across social media platforms (Facebook, LinkedIn, Twitter, and Instagram).</p> <p><b>Regional Outreach and Initiatives:</b></p> <p>Information about the BCMRP was included as part of Recycle BC’s curbside recycling guide (282,896 guides distributed).</p> <p>For more information on public education materials and educational strategies, see section 4.</p>

Cont’d on the following page.

## Summary of Delivery Against the Regulatory Requirements (cont'd)

Topic	Recycling Regulation Reference	Summary Report
<b>Location of Collection Facilities</b>	Part 2, section 8(2)(b)	<p>Since 1997, HPSA has established and overseen a comprehensive network of collection locations under the BCMRP. This network consists of community pharmacies where the public can return unwanted medications free of charge.</p> <p>For the second year, HPSA undertook an in-depth review of its database and removed over 30 pharmacies that had not been active in the last 18 months. In 2022, a total of 1,169 BC retail pharmacies or 79.9% of total accredited pharmacies in British Columbia were registered as HPSA collection sites.</p> <p>HPSA produces a Regional District Summary Report that displays the number of registered collection locations per capita by district and demonstrates the province's high level of program coverage.</p> <p>In 2023 the HPSA will be conducting its subsequent GIS analysis to support the assessment of consumer access to collection locations. Currently, the program is based on 2020 GIS data which indicated a 99.2% level of accessibility among the public.</p> <p>HPSA continues to partner with Recycle BC's First Nations Recycling Initiative to support communities by providing information on the program. In 2022, FNRI visited 30 First Nations communities.</p>
<b>Environmental Impact Reduction, Reusability, and Recyclability</b>	Part 2, section 8(2)(c)	<p>Reusability and recyclability do not apply to pharmaceuticals as they would pose an unacceptable health risk to the public.</p>
<b>Pollution Prevention Hierarchy and Product/Component Management</b>	Part 2, section 8(2)(d)	<p>All pharmaceuticals collected by the BCMRP are disposed of through incineration.</p>
<b>Product Sold and Collected and Recovery Rate</b>	Part 2, section 8(2)(e), Part 2, section 8(2) (e.1)	<p>In 2022, the quantity of pharmaceuticals collected for disposal was 109,556.8 kilograms. See Appendix 2 for a breakdown of collection volume by each regional district.</p>
<b>Summary of Deposits, Refunds, Revenues, and Expenses</b>	Part 2, section 8(2)(f)	<p>The BCMRP is funded entirely by producer members of HPSA. No fees, visible or otherwise, are passed on to the consumer.</p> <p>The 2022 non-financial report from independent auditors is attached as Appendix 5.</p>

# III. Program Outline

**HPSA is a not-for-profit industry stewardship organization that meets its obligations outlined in the B.C. extra-provincial Society Act and files the required reports with the Corporate Property Registry Branch of the Ministry of Finance. HPSA has been registered with Industry Canada since 2000.**

HPSA is appointed as the agency to meet pharmaceutical producers' regulatory obligations established by B.C. Recycling Regulation 449/2004. HPSA performs certain duties required under the regulation on behalf of its members and manages the British Columbia Medications Return Program (BCMRP). The BCMRP is accountable to its members, the public, and the Government of British Columbia through its Ministry of Environment and Climate Change Strategy.

## **The BCMRP collects unused and/or expired pharmaceuticals from the residential sector.**

### **This includes:**

- Pharmaceuticals sold under HPSA member's brands.
- Orphan products (e.g., pharmaceuticals that are no longer in production, the producer is no longer in business or products purchased outside of Canada).
- Free riders (e.g., Pharmaceuticals produced, imported, or distributed by a manufacturer or retailer that is not a registered member of HPSA).

## **The BCMRP accepts the following pharmaceuticals:**

- Prescription drugs
- Non-prescription drugs\*
- Natural health products\*

\* Some exemptions apply

**As of December 2022, HPSA had 124 member-stewards (see Appendix 1).**

## **The British Columbia Medications Return Program at a glance**

- HPSA provides participating pharmacies with all collection containers and collateral materials and pays for shipping and disposal costs.
- Free of charge for the public. The B.C. collection system was designed with user convenience in mind.
- Community pharmacies serve as the primary collection location for unused or expired pharmaceuticals.

## **Process for Participating Pharmacies**

1. Interested pharmacy managers must complete and sign a Collection Location Agreement.
2. HPSA provides program details to ensure the manager and staff are knowledgeable about the BCMRP and its operations.
3. The pharmacy receives a guide with instructions on the BCMRP to share with the public. They also receive information on how to handle the medication return containers.

# IV. Public Education Materials and Strategies

---

HPSA is responsible for conducting provincial and national campaigns to educate and engage the public. These outreach campaigns are valuable opportunities to inform the public about the importance of the proper methods of returning and safely disposing of unwanted medications.

Additionally, HPSA has established a partnership with the Metro Vancouver Regional District to advance the message of proper pharmaceutical disposal across the 21 municipalities within the Metro Vancouver area. This ongoing collaboration between Metro Vancouver and HPSA guarantees geo-targeted promotion of the importance of proper disposal message and the impact that the improper disposal has on water systems and waterways.



# A. SABC Consumer Awareness and Usage Tracking 2022

---

HPSA participated in the bi-annual Consumer Awareness and Usage Tracking Study 2022 conducted by Stewardship Agencies of British Columbia (SABC) to investigate how British Columbians dispose of unwanted medications.

The study yielded the following findings regarding consumer awareness:



61% of people with unwanted medications at home know that medications should be safely disposed of.



70% of people with unwanted medications at home know where to return them.

In terms of convenience, the study found that **63% of British Columbians who are aware that medications should be safely disposed of find the program to be very convenient.** Meanwhile, 92% find it somewhat convenient. The program trust remains high, 59% of respondents reported having complete trust in the program and 95% having somewhat trust.



## B. Provincial and National Campaigns

---



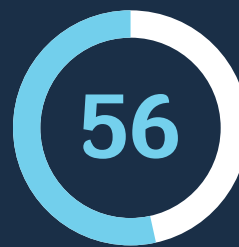
# National Drug Drop Off Month

In recognition of National Drug Drop Off Month in August, HPSA partnered with Drug Free Kids (DFK) Canada to increase awareness among Canadian parents and other consumers about properly disposing of unwanted medications.

HPSA commissioned an Angus-Reid Institute survey to provide insights around the issue and engaged a strategic communications agency, Agnostic. The survey revealed a gap in understanding among our target audience, Canadian parents when it came to the safest way to dispose of unwanted medication. These insights were localized to markets across the country and shaped campaign messaging.



70% of Canadian parents admit to leaving their medications in a place accessible to their children.



56% of Canadian parents do not consider the safe disposal of unwanted medications as essential.

## Guided by survey insights, the campaign involved a three-pronged approach:

1. [Media release distribution](#)
2. Earned media outreach
3. Social media amplification

## Campaign Performance

The media attention generated by this campaign indicates the sustained interest in the work of HPSA and DFK Canada in keeping Canadian households, communities, and our shared environment safe. Regional-specific data gathered in different markets helped to secure local stories across provinces.

- **75 media hits**, including top-tier media outlets like Global News Winnipeg and CityNews Toronto.
- **8.6 million** media impressions
- **2,772 impressions** across social media platforms (Facebook, LinkedIn, Twitter, and Instagram)

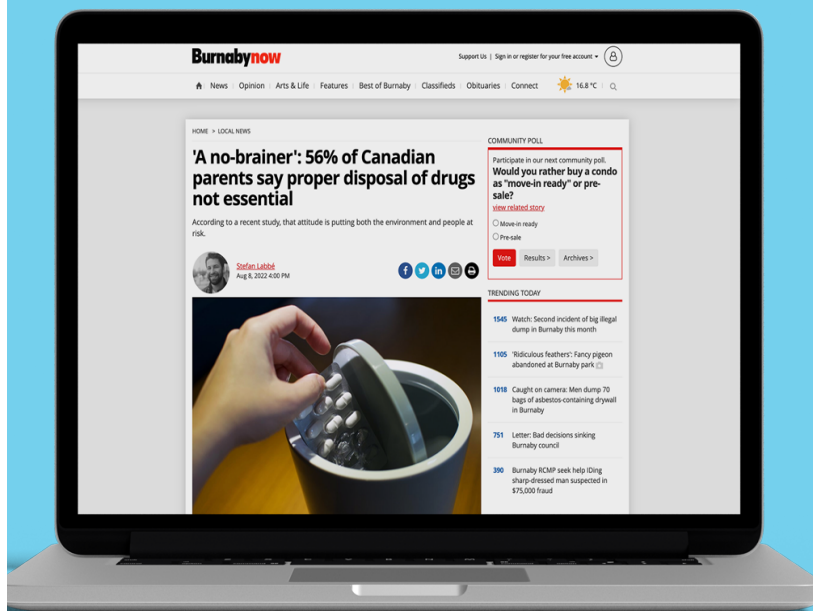
“Medication is the leading cause of poisoning in children and poisoning is the third leading cause of unintentional hospitalization of children aged 14 and under. Medications at home should be properly stored and safely disposed.”

– **Chantal Vallerand**  
Executive Director of DFK Canada

[From Canadian publication Healthing.ca](#)

This article in *Burnaby Now* used the HPSA and Drug Free Kids Canada survey as a starting point to explore the impact of pharmaceuticals on the environment.

[Read the full article here.](#)



# Spring Cleaning Campaign

---

For eight weeks in April and May 2022, HPSA ran an audio news release campaign to raise awareness and educate Canadians about the importance of the safe disposal of medications during spring cleaning season.

Vancouver was the **second-most reached city** during the campaign.

## Campaign Performance

- Broadcast on **30 radio stations** and websites across Canada, including 4 outlets in B.C.
- **1.27 million** total reach (+1.7% above the 1.2 million guarantee)



# Recycle BC Residential Recycling Guide Distribution

HPSA promoted the BCMRP through Recycle BC, a not-for-profit organization that manages the province's residential packaging and paper recycling..

In 2022, Recycle BC distributed 270,020 calendars in communities across British Columbia with the instructions on safe storage and disposal of pharmaceuticals.

City	Total Mailing
North Van (City)	35,941
North Van (District)	
Coquitlam	32,225
Prince George	24,149
West Vancouver	13,280
RDKB Boundary	6,536
City of Langley	4,580
Quesnel	3,917
Pitt Meadows	5,560
Anmore	735
RDNO	32,935
RDCK Central Kootenay	2,329
RDKB Kootenay	7,624
Revelstoke	3,825
City of Vancouver	102,384

# C. Partnership with First Nations Communities


**HPSA continued to partner with the First Nations Recycling Initiative (FNRI). This Initiative supports recycling in First Nations communities across British Columbia.**

FNRI collaborates directly with First Nations communities to provide information about the province's recycling stewardship programs. It supports local collection events and existing recycling programs.

## Communities visited in-person in 2022:

- Penticton Indian Band
- Kitasoo/Xai'xais
- Heiltsuk First Nation
- Lower Nicola Indian Band
- Homolco First Nation
- Zeballos First Nation
- Ahoushat First Nation
- Malahat First Nation
- Seabird Island Band
- Tla'amin First Nation
- Tosuke First Nation
- Okanagan Indian Band
- Osoyoos Indian Band
- Tzeacten First Nation
- Ditidhat First Nation
- Hitacu, Esowista and TyHistanis
- Little Sushwap Indian Band
- Malahat First Nation
- Stz'uminus First Nation
- Leq'a:mel First Nation
- Kwakiutl First Nation
- Cowichan Tribes First Nation
- Toquaht Nation First Nation
- Shishalh First Nation
- Ka:'yu:'k't'h'/Che:k:tles7et'h' First Nation
- Westbank First Nation
- Tlaoquiht First Nation
- Upper Nicola Band
- Upper and Lower Similkameen Indian Bands
- Stolo First Nation

The First Nations Recycling Initiative Resource Guide and BC First Nations Recycling Initiative Program Overview were distributed during the visits and provided the most-up-to-date information on the BCMRP to the communities.



# D. Conferences and Higher Education Institutions

---

HPSA participated in the following events to extend the knowledge of industry experts and inform educational institutions about the BCMRP.


## Panel Discussion – OECD Panel & Report

HPSA was invited to join a virtual panel in May 2022 hosted by the Organisation for Economic Co-operation and Development (OECD). The Organisation had just [released a report](#) examining the management of pharmaceutical household waste and the effects of improper disposal of expired and unwanted medications on aquatic environments.

HPSA presented the Canadian perspective of managing take-back programs for pharmaceuticals and shared best practices with the audience.

## University of British Columbia

The University of British Columbia offers an Entry-to-Practice PharmD program. For 4th year students, this program includes a module outlining the safe disposal of household hazardous waste and pharmacists' role in educating consumers on safe disposal.



# E. Public Education on Collection Locations

## “How to Dispose” Informational Assets for Pharmacists

HPSA developed a series of how-to materials to display in pharmacies and distribute to patients. By using clear, accessible language and information, the goal was to further educate patients on the proper disposal of medications.

HPSA engaged a pharmacist advisory group that offered insights on the type of content and display method that would be most helpful in their locations.

Based on survey results, HPSA created the most requested asset:

- “How to dispose of medications” posters
- “How to dispose of medications” prescription bag stuffers and stickers

In addition to these informational assets, HPSA collection locations received upon registration:

- A Pharmacist’s Guide: [Medications Return Program Instruction Sheet](#)

In partnership with the Capital Regional District, HPSA provided printed assets to 102 collection location pharmacies in CRD area. Pharmacists may also order promotional materials from HPSA at no additional cost.



## “How to Dispose” Consumer Videos

An animated video guide was produced to explain the simple steps consumers can take to dispose of unwanted medications safely. The video was shared on HPSA’s YouTube channel and website.

The video can be viewed below:

- [A guide to safely disposing of unwanted medications](#)



# F. HPSA Website

---



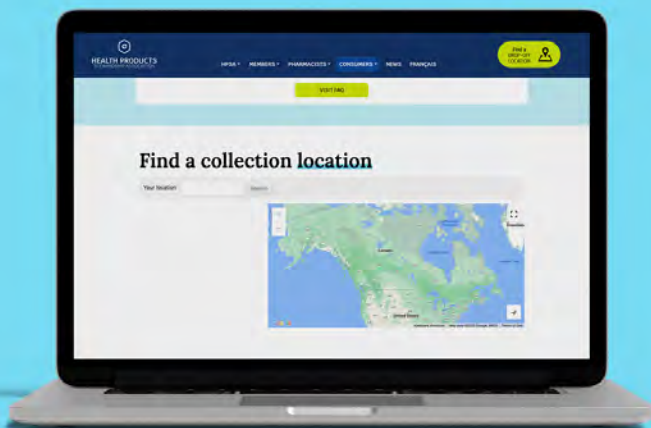
**60,000+**

HPSA website visitors

Each quarter, more than **15,000 visitors** come to the HPSA website. Top search engine keywords include: **HPSA, medication disposal,** and **‘Can I return medication to pharmacy?’**

The HPSA website hosts a wealth of information, including details about how and where consumers can bring their unwanted pharmaceuticals.

An **easy-to-use interactive map** prompts visitors to enter their postal code to display nearby collection locations.



# G. Social Media Engagement

In 2022, HPSA’s social media strategy continued to focus on delivering consistent, high-quality content to its audiences. Social media engagement took advantage of dynamic formats like video and audio. HPSA also designed content pillars to build the reputation of the organization. British Columbia-specific collection location finder posts were also shared on platforms throughout the year.

## Notable Insights

- HPSA content continued to exceed industry benchmarks, surpassing average engagement rates across all channels.
- Consistent content led to a significant increase in engagement on Facebook and LinkedIn. Meanwhile, highly visual content and carousel/video formats encouraged higher levels of engagement on Instagram.
- “FAQ” and “Did You Know?” style content yielded slightly higher engagement on Instagram and LinkedIn.
- Posts promoting an upcoming panel or speaking engagement earned the highest level of engagement on LinkedIn.
- Content featuring HPSA executives generated the highest engagement on Facebook.

## Social Channel Performance

**1.2 million**

total impressions across Instagram

**5,000**

total clicks and likes

**1,500**

engagements



# Paid Social Media Campaigns

---

In addition to organic (unpaid) social media content, HPSA paid to promote select posts on Facebook, LinkedIn, and Instagram. This included during campaign periods and top awareness moments, such as National Drug Drop Off Month and Earth Day.

Paid social media promotion is a powerful tool to expand the HPSA audience and strategically target people based on their geography, demographic, or other qualifiers, such as whether they are parents.

## Paid Campaigns Included:

- **National Dry Drop Off Month, Earth Day:**  
Two week-long campaigns where curated content was shared on social media over the course of the campaign. Paid promotion focused on increasing profile views to boost awareness and add new followers.
- **Medications video launch:**  
HPSA shared a 15-second teaser clip across all social platforms and urged viewers to watch the full video on its website. The teaser clip was promoted on Instagram for five days in July and targeted audiences across British Columbia.

## Paid Social Media Performance

- 29 boosted posts
- 23,500+ engagements
- 298,981 total paid impressions



# V. Collection System and Accessibility

In order to ensure that the Program provides “reasonable” consumer access to collection facilities, as required under Section 5 (1) (c) (iii) of the Regulation, HPSA undertook a study of its accessibility in British Columbia.

The GIS analysis of coverage for the Province of British Columbia was completed in November 2020 to support the assessment of Consumer Access to Collection Location Sites (retail pharmacies participating in the HPSA network). The scenario model chosen was slightly different from the SABC accessibility criteria, with the drive time shorter.

The full list of community pharmacies participating in the BCMRP program can be found on the [HPSA website](#).

## Accessibility Measures

- **Urban:** The analysis assesses the population percentage within an 18 minute/15-kilometer drive of a collection location. An urban area is defined as Statistics Canada’s Census Metropolitan Area (CMA).
- **Rural:** The analysis assesses the population percentage within a 38 minute/50 kilometre drive of a collection location. A rural area is defined as an area outside of a CMA.

In 2020, HPSA had 1,242 registered collection locations in British Columbia. Of those, 854 are in urban locations, and the remaining 388 are in rural areas.

## Methodology

To calculate these statistics, HPSA analyzed the location and population coverage of its 1,242 registered collection locations. The 2016 Canadian Census provided the data for calculations. Population coverage and drive time distances were calculated using this data. Drive time circles were used for this calculation.

HPSA will be conducting an updated accessibility analysis in 2023 and report it in the 2023 Annual Report.

Results	Population within Appropriate Drive Time	Total Population	Accessibility
Rural coverage	1,407,534	1,441,454	97.6%
Urban coverage	3,204,728	3,206,601	99.9%
Total provincial coverage	4,612,262	4,648,055	99.2%

# VI. Pollution Prevention Hierarchy and Product/Component Management

---

The pollution prevention hierarchy requirements outlined in the B.C. Recycling Regulation are not applicable for the pharmaceuticals collected through the BCMRP. Due to the nature of this waste and inherent health and safety risks, there are no reuse or recycling options available for these products.

In 2022, HPSA disposed of **100% of pharmaceuticals** collected in B.C. through incineration (70% of the volume collected at the SUEZ Canada Waste Services Inc. and 30% of the volume collected at the City of Burnaby Waste to Energy facility).



# VII. Products Sold and Collected and Recovery Rate

---

**HPSA produces a Regional District Summary Report showing the regional district's registered collection locations per capita. This report demonstrates the high level of consumer access and program coverage in British Columbia.**

Several months if not years, may elapse between when a pharmaceutical is purchased and when unwanted medical products are returned. These pharmaceuticals should be fully consumed unless otherwise directed by a health professional. The BCMRP collects unwanted and/or expired pharmaceuticals, not the bottle or vial used to hold the medication. HPSA recommends that consumers recycle these containers through the provincial blue box program.

In 2022, the average volume of pharmaceuticals returned per capita was 0.0206 kilograms, representing a total volume of 109,556.8 kilograms returned for disposal. The regional district with the highest volume of returns was Metro Vancouver, with 52,402.5 kilograms.



## This table shows each regional district's 2022 volume collected per capita.

Regional District	Collection (kg)	Population (2022)*	Volume per capita collected (kg)
Alberni-Clayoquot	903.0	34,867	0.0259
Bulkley-Nechako	550.0	40,201	0.0137
Capital	12,054.3	439,950	0.0274
Cariboo	1,096.5	65,855	0.0167
Central Kootenay	2,188.2	64,767	0.0338
Central Okanagan	4,745.1	235,472	0.0202
Columbia-Shuswap	933.6	58,878	0.0159
Comox Valley	1,948.0	75,484	0.0258
Cowichan Valley	2,746.4	92,756	0.0296
East Kootenay	1,088.0	67,454	0.0161
Fraser Valley	6,889.1	345,588	0.0199
Fraser-Fort George	2,054.0	103,861	0.0198
Kitimat-Stikine	867.7	40,880	0.0212
Kootenay Boundary	662.5	34,080	0.0194
Metro Vancouver	52,402.5	2,842,720	0.0184
Mount Waddington	58.2	11,899	0.0049
Nanaimo	4,850.2	176,382	0.0275
North Okanagan	2,498.4	94,903	0.0263
Northern Rockies	0.0	4,890	-
Okanagan-Similkameen	3,136.0	91,749	0.0342
Peace River	659.6	67,272	0.0098
Quathet (ex Powell River)	584.5	21,647	0.0270
Skeena-Queen Charlotte	377.4	19,575	0.0193
Squamish-Lillooet	972.3	49,747	0.0195
Strathcona	1,531.5	50,807	0.0301
Sunshine Coast	1,046.9	32,865	0.0319
Thompson-Nicola	2,712.9	150,365	0.0180
<b>Grand Total</b>	<b>109,556.8</b>	<b>5,314,914</b>	<b>0.0206</b>

# VIII. Summary of Deposit, Refund, Revenues and Expenditures

The BCMRP is funded in its entirety by 124 pharmaceutical producers that are members of HPSA. No fees are passed on to the consumer. HPSA's audited financial statements are not province-specific; however, a financial report for B.C. can be made available upon request.

# IX. Plan Performance

Performance Targets	2022 Results	Improvement Strategies
<p><b>Consumer Awareness</b> <b>Section 5(1)(c)(iv)</b></p> <p>Surveys will be conducted at specific intervals as the BCMRP matures. These surveys are a tool to measure program performance and usage..</p>	<p>As a reference, see the SABC 2022 Consumer Awareness and Usage Tracking survey excerpts in Appendix 3.</p>	<p>HPSA is committed to continuously improving and updating its consumer awareness and usage targets. The organization participated in the 2024 SABC Insight Survey. The 2023 HPSA Consumer Behaviour Survey will occur in the 2023 Annual Report.</p>
<p><b>Number of Collection Locations</b> <b>Section 5(1)(c)(iii)</b></p> <p>a. Contact participating pharmacies with ownership and/or manager change quarterly.</p> <p>b. Contact pharmacies demonstrate a significant change in collection volume.</p> <p>c. Contact newly licensed community pharmacies quarterly. These locations are identified from lists obtained from the B.C. College of Pharmacists.</p>	<p>1,169 collection locations</p> <p>79.9% participation rate</p> <p>Maintained the capita serviced per location under 4,500</p>	<p>HPSA continues to regularly contact new community pharmacies in an effort to attain a participation rate of 90%.</p>
<p><b>Product Recovery Target</b></p> <p>HPSA monitors the absolute collection of unwanted pharmaceuticals.</p>	<p>Collected 109,556.8 kilograms of pharmaceuticals.</p>	<p>HPSA is looking to ensure that the tare weight (1.74 kg) is no longer part of the volume reported by collection locations.</p>



Performance Targets	2022 Results	Improvement Strategies
<p><b>Promotion</b></p> <p>a. Promotion of stewardship programs in different media.</p> <p>b. Publicity on the websites of regional districts or municipal partners.</p> <p>c. Website traffic.</p> <p>d. Continue to work with a communication firm on a promotion and advertising plan.</p> <p>e. Connect with pharmacists and help to disseminate information on the BCMRP through ambassadors or other initiatives.</p> <p>f. Work with chain and independent pharmacies to increase the availability of collection bags for the public.</p> <p>g. Host a minimum of 12 special events annually.</p>	<p>a. Website and social media strategy (see section 4).</p> <p>b. HPSA included on regional district websites.</p> <p>c. Earned and paid social media campaigns covered by Glacier Media news, syndicated across 14 outlets such as Burnaby Now, Pique News magazine, Richmond News.</p>	<p>In collaboration with a communications agency, HPSA is expanding its strategy further to reach consumers, pharmacists, and other industry-related stakeholders.</p> <p><b>This strategy takes a multi-channel focus:</b></p> <p>8. Launching social media campaigns to reach younger Canadians and industry-related organizations.</p> <p>9. Partnering with topic-related organizations, i.e., Drug Free Kids Canada, to emphasize protecting the environment and health.</p> <p>10. Participating in events and conferences to highlight HPSA's work and increase awareness and reach among specific stakeholders.</p>

<b>Accessibility Indicators</b>	Reported as part of Appendix 2 – Regional District Summary report
---------------------------------	---

# Appendix 1

---

## BCMRP Stewards

AA Pharma Inc.	Costco Wholesale Canada	Marcan Pharmaceuticals Inc.
AbbVie Corporation	D Drops Company	McKesson Canada
Accord Healthcare	Dr. Reddy's Laboratories	McNeil Consumer Healthcare - a Division of Johnson & Johnson
Advanced Orthomolecular Research (AOR)	Duchesnay	Mead Johnson Nutrition (Canada) Co.
Advantage Solutions	Eisai	Medexus Inc.
Alcon Canada Inc.	Eli Lilly Canada Inc.	Merck Canada Inc.
Allergan Inc.	Exzell Pharma	Metro Brands G.P.
Amgen Canada Inc.	Ferring Inc.	Mint Pharmaceuticals Inc
Amway Canada Corporation	Fresenius Kabi Canada Ltd.	Miravo
Apotex Inc.	Galderma Canada Inc.	Mylan Pharmaceuticals ULC
Astellas Pharma Canada Inc.	General Nutrition Centres Canada	Natural Factors Nutritional Products Ltd.
AstraZeneca Canada Inc.	Generic Medical Partners Inc.	Nature's Sunshine Products of Canada Ltd.
Atrium Innovations Inc	Gilead Sciences Canada Inc.	Nestle Canada Inc
Auro Pharma Inc	GlaxoSmithKline Inc.	New Chapter Canada Inc.
Bausch Health, Canada Inc.	Haleon	Novartis Pharmaceutical Canada Inc.
Baxter Canada	Health First Network Association Inc.	Novo Nordisk
Bayer Inc.	Herbalife of Canada	Omega Alpha Pharmaceuticals Inc.
BGP Pharma (Mylan)	HLS Therapeutics	Organika Health Products Inc.
Bioforce Canada Inc.	Hospira Healthcare Corporation	Organon Canada Inc
Biogen Canada Inc	HPI Health Products/Lakota	Otsuka Canada Pharmaceuticals Inc.
BioSyent Pharma Inc.	Indivior UK Ltd.	Paladin Labs Inc.
Blistex Corporation	Jamieson Laboratories	Pascoe Canada Inc
Body Plus Nutritional Products Inc.	Jamp Pharma Corporation	Pattison Food Group Ltd.
Boehringer Ingelheim Canada Ltd.	Janssen Inc.	Pfizer Canada Inc.
Boiron Canada	Laboratoires Atlas Inc.	PharmaChoice Inc.
Bristol-Myers Squibb	Leadiant Biosciences Inc.	Pharmasave Drugs Ltd
Canadian Custom Packaging Company	Leo Pharma Inc.	Pharmascience Inc.
Celex Laboratories Inc.	Les Laboratoires Nicar Inc.	Platinum Naturals Ltd
Church & Dwight Canada	Loblaw Companies Ltd.	Procter & Gamble Inc.
Cipher Pharmaceuticals Inc.	London Drugs Limited	Purdue Pharma
Clorox Company of Canada Ltd.	Lundbeck Canada Inc.	
	Mannatech Incorporated	

Puresource Corp  
RB Health Canada Inc.  
Rexall Pharmacy Group Ltd.  
Roche Canada Ltd. - Hoffmann  
Sandoz Canada  
Sanis Health Inc.  
Sanofi Consumer Health Canada  
Sanofi-Aventis Canada Inc.  
Seaford Pharmaceuticals  
Servier Canada Inc.  
Shaklee Canada Inc.

Shoppers Drug Mart Inc.  
Sisu Inc.  
Sivem Pharmaceuticals ULC  
Sobeys National (Mississauga)  
St Francis Herb Farm Inc.  
Sterimax Inc.  
Sunovion Pharmaceuticals Inc.  
Takeda Canada Inc.  
Tanta Pharmaceuticals Inc.  
Taro Pharmaceuticals Inc.  
Teva Canada / Novopharm

Trillium Health Care Products  
UCB Canada Inc.  
UniPHARM Wholesale Drugs  
USANA Health Sciences  
Vertex Pharmaceuticals Incorporated  
Vita Health Products Inc.  
Wal-Mart Canada Corp  
WellSpring Pharmaceutical  
Canada Corp.  
WN Pharmaceuticals Ltd.

# Appendix 2

## Regional District Summary Report

Regional District	Collection (kg)	Population (2022)*	Area (km <sup>2</sup> )	Population Density	Collection Locations (#)	Capita serviced per location
Alberni-Clayoquot	903.0	34,867	6,588	5.29	13	2,682
Bulkley-Nechako	550.0	40,201	73,361	0.55	9	4,467
Capital	12,054.3	439,950	2,340	188.01	102	4,313
Cariboo	1,096.5	65,855	80,609	0.82	15	4,390
Central Kootenay	2,188.2	64,767	22,095	2.93	19	3,409
Central Okanagan	4,745.1	235,472	2,905	81.06	53	4,443
Columbia-Shuswap	933.6	58,878	28,929	2.04	11	5,353
Comox Valley	1,948.0	75,484	1,701	44.38	19	3,973
Cowichan Valley	2,746.4	92,756	3,475	26.69	24	3,865
East Kootenay	1,088.0	67,454	27,543	2.45	18	3,747
Fraser Valley	6,889.1	345,588	13,335	25.92	81	4,267
Fraser-Fort George	2,054.0	103,861	50,676	2.05	21	4,946
Kitimat-Stikine	867.7	40,880	104,461	0.39	9	4,542
Kootenay Boundary	662.5	34,080	8,082	4.22	8	4,260
Metro Vancouver	52,402.5	2,842,720	2,883	986.03	570	4,987
Mount Waddington	58.2	11,899	20,244	0.59	3	3,966
Nanaimo	4,850.2	176,382	2,038	86.55	49	3,600
North Okanagan	2,498.4	94,903	7,503	12.65	21	4,519
Northern Rockies	0.0	4,890	85,111	0.06	1	4,890
Okanagan-Similkameen	3,136.0	91,749	10,414	8.81	29	3,164
Peace River	659.6	67,272	117,391	0.57	10	6,727
Quathet (ex Powell River)	584.5	21,647	5,075	4.27	6	3,608
Skeena-Queen Charlotte	377.4	19,575	19,781	0.99	6	3,263
Squamish-Lillooet	972.3	49,747	16,310	3.05	15	3,316
Strathcona	1,531.5	50,807	18,278	2.78	12	4,234
Sunshine Coast	1,046.9	32,865	3,777	8.70	7	4,695
Thompson-Nicola	2,712.9	150,365	44,448	3.38	38	3,957
<b>Grand Total</b>	<b>109,556.8</b>	<b>5,314,914</b>	<b>779,353</b>	<b>6.82</b>	<b>1,169</b>	<b>4,547</b>

# Appendix 3

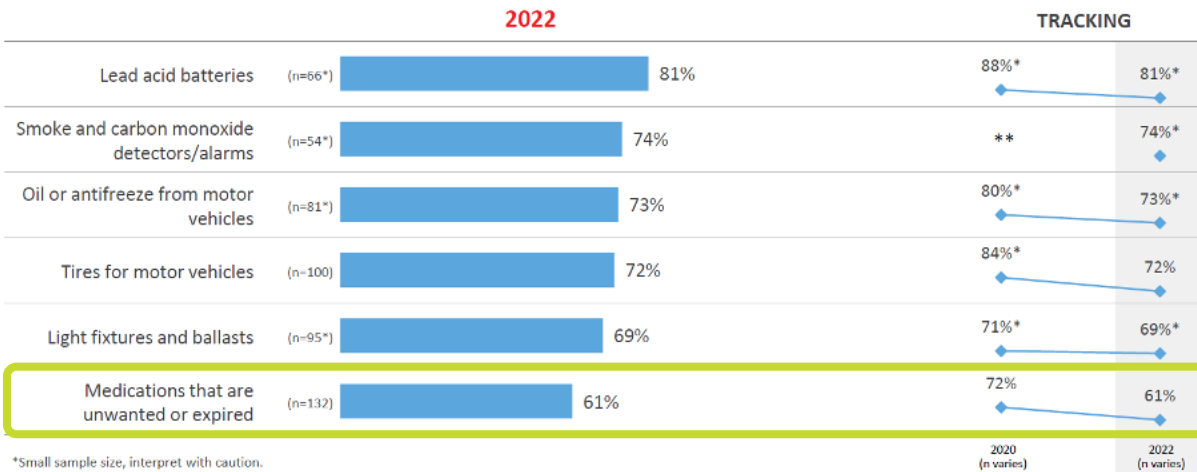
## SABC Consumer Behaviour Survey



### Knowledge Recyclable/Safely Returnable (cont.)

(Among Those Who Currently Have Unwanted Item)

A3. As far as you are aware, can the following be recycled or safely disposed of in BC when they are no longer wanted?



\*Small sample size, interpret with caution.

Note: Items in BC homes on a regular basis (beverage containers, beer bottles/cans, foam packaging, soft plastics, paper/cardboard, glass packaging and containers) not asked if in homes and therefore results for this metric on this base of respondents are not shown.

▲ Statistically significantly higher than previous wave.  
▼ Statistically significantly lower than previous wave.

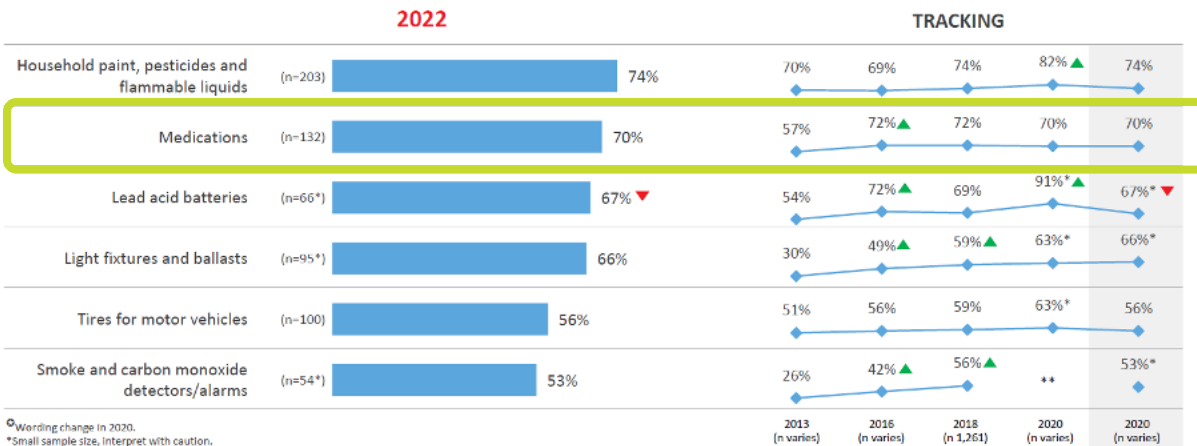
24



### Knowledge Where to Take Unwanted Items<sup>o</sup>(cont.)

(Among Those Who Have Unwanted Item)

2022/20: A5. Do you know where to take the following to be recycled or safely disposed of? That is, are you aware of places that will take them if you want to get rid of them? Earlier: A4. Are you aware of where to take these products for recycling or safe disposal? That is, do you know locations or places in your area that take each of the following from consumers? A4a. Are you aware of what to do with the following to ensure they are recycled?



<sup>o</sup>Wording change in 2020.

\*Small sample size, interpret with caution.

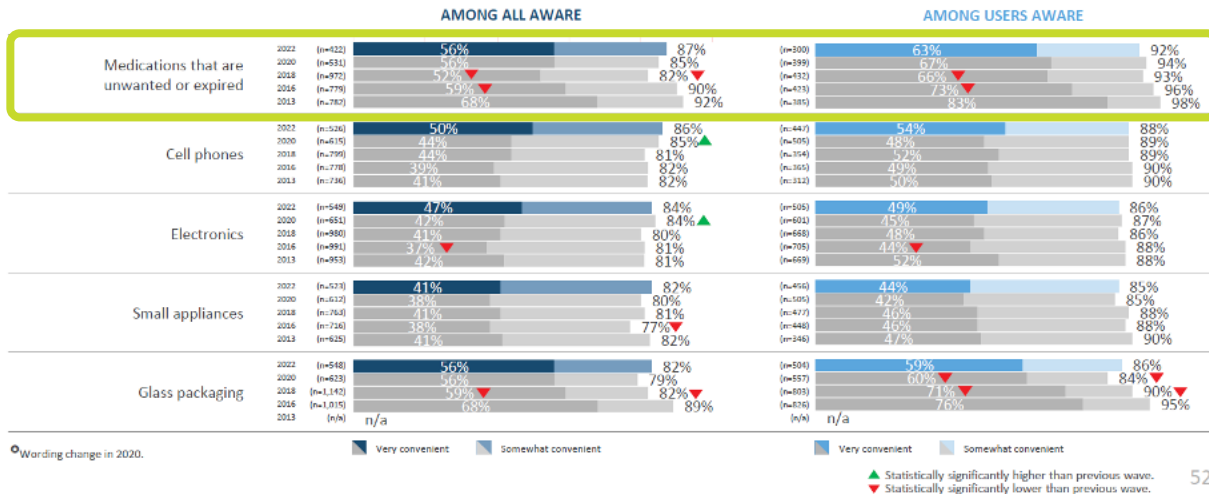
Note: Items in BC homes on a regular basis (beverage containers, beer bottles/cans, foam packaging, soft plastics, paper/cardboard, glass packaging and containers) not asked if in homes and therefore results for this metric on this base of respondents are not shown.

▲ Statistically significantly higher than previous wave.  
▼ Statistically significantly lower than previous wave.

32

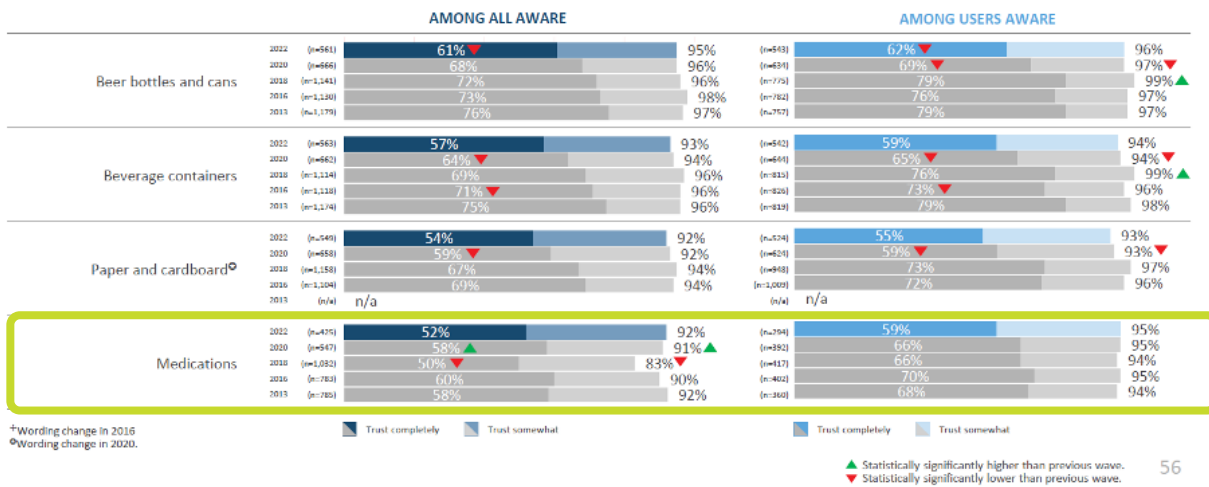
### Program Convenience<sup>⊕</sup> (cont.)

Among Those Who Think Item Can be Recycled (2022/20) / Aware Each Program Exists (2018 + earlier), Excluding Not Sure)  
 2022/20: B2. How convenient do you think it is to recycle or safely dispose of each of the following in BC? Don't worry if you haven't personally taken these to be recycled or safely disposed of, we just want your general impression of how convenient you think it would be.  
 Earlier: B2. How would you rate the convenience of each program overall for allowing British Columbians to responsibly take care of each of these types of products and packaging? Don't worry if you have not taken any to be recycled or safely disposed of before, we are interested in your general impressions of how convenient you think it would be to ensure each one is recycled or safely disposed of.



### Trust in Program<sup>⊕</sup> ⊙

(Among Those Who Think Item Can be Recycled (2022/20) / Aware Each Program Exists (2018 + earlier), Excluding Not Sure)  
 2022/20: B3. And if you did take these items to be recycled or safely collected, how much would you trust or distrust that they were safely/responsibly disposed of?  
 Earlier: B3. Overall, how much do you trust or distrust that these items would be recycled or disposed of properly?



# Appendix 4

---

## BCMRP Collection Locations

360Care Denman Pharmacy	Blueridge Pharmacy	Chemmart Pharmacy
Aaronson's Pharmacy (Cook St.) Ltd.	Boomer Drugs	Chetwynd Drug Mart
Abby Pharmacy	Brentwood Pharmacy	Pharmachoice # 9099
Ackroyd Pharmacy	Broadway Pharmasave #73	Chilliwack Pharmacy
Admirals Pharmasave #285	Brookwood Remedy's Rx Pharmacy #2	Choices Pharmacy
Agassiz Pharmacy	Brookwood Remedy's RX	City Centre Remedy's Rx
Alberto Pharmacy #1	Budget Pharmacy	Clayton Heights Care First Pharmacy
Alberto Pharmacy No.2	Bula Pharmacy	Clearbrook Pharmacy
Aldergrove Community Pharmacy	Burke Mountain Pharmacy	Clinic Drug Store
Aldergrove Medical Pharmacy LT	Burnaby Pharmacy	Coal Harbour Pharmacy
Alert Bay Drugs	Burnaby Square Pharmacy	Collingwood Pharmacy
All Cure Pharmacy	C.R.C Drugs	Columbia Prescription X-press
Alouette Pharmacy	Campbell River Health & Drug Store	Columbia River Pharmacy
Anchor Compounding Pharmacy	Canpharm Drugs	Columbia St. Pharmacy
Anderson's Pharmacy No.1	Capitol Hill Pharmacy	Community Apothecary
Andreen's Pharmacy	Care First Pharmacy	Community Apothecary #2
Apex Pharmacy	Care In Pharmacy	Community Outreach Pharmacy
Armstrong Pharmacy and Wellness Centre	Care N Cure Pharmacy	Continental Pharmacy
Ashcroft IDA Pharmacy	CareMed Pharmacy	Cool-Aid Dispensary
Askew's Pharmacy	Carmi Remedy's Rx	Cordova Bay Pharmacy
Aspen Remedy's Rx Pharmacy	Cascade Pharmacy	Corning Drugs #2
Atlas Drug Mart	Cates Medicine Centre	Corning Drugs Ltd.
Barnet Pharmacy	Cedar Hills Drug Mart	Costco Pharmacy #158
Barriere IDA Pharmacy	Central Drugs - Beban Plaza	Costco Pharmacy #155
Bell Pharmacy	Central Drugs - Brickyard	Costco Pharmacy #1578
Best Care Pharmacy	Central Drugs - Colville	Costco Pharmacy #161
Better Me Pharmacy	Central Drugs - Dufferin	Costco Pharmacy #163
Beyond Pharmacy 2	Central Drugs - Dunsmuir	Costco Pharmacy #51
Biopro Biologics Pharmacy	Central Drugs - Lantzville	Costco Pharmacy #54
Bioscript Pharmacy	Central Drugs - Pacific Station	Costco Pharmacy #55
Black's Pharmacy	Central Lonsdale Pharmacy	Costco Pharmacy #1092
	Central Park Pharmacy	Costco Pharmacy #255

Costco Pharmacy #256  
Costco Pharmacy #259  
Costco Pharmacy #548  
Costco Pharmacy #552  
Cottonwood Pharmacy Remedy's RX  
Country Grocer Pharmacy  
Courtenay Pharmacy  
Cove Pharmacy  
Cowrie Pharmacy  
Cranbrook IDA Pharmacy  
Cridge Family Pharmacy  
Cridge Family Pharmacy 2  
Cridge Family Pharmacy 3  
Crossroads Pharmacy  
Crystal Pharm & Medical Supply  
Davie Pharmacy  
Davies Prescriptions  
Dawson Pharmacy  
Dean Pharmacy  
Deep Cove Pharmacy  
Delta Prescription Clinic  
Downtown Clinic Pharmacy  
Drugland Pharmacy  
Drugstore Pharmacy #1517  
Drugstore Pharmacy #1519  
Drugstore Pharmacy #1525  
Drugstore Pharmacy #1555  
Drugstore Pharmacy #1558  
Drugstore Pharmacy #1562  
Drugstore Pharmacy #6722  
Drugstore Pharmacy #6733  
Drugstore Pharmacy #6734  
Drugstore Pharmacy #8588  
DTES Connections Pharmacy  
Dundas Remedy's RX Pharmacy  
Dyck's Pharmacists (St. Paul)  
Eagle Landing Pharmacy  
Eastside Pharmacy  
Edmonds Pharmacy  
Elements Compounding Pharmacy

Elkford I.D.A Pharmacy  
Elysian Pharmacy Ltd  
Enderby Pharmacy and  
Wellness Centre  
Enhance Rx  
Estevan Pharmacy Limited  
Evergreen Pharmacy  
Everwell Pharmacy  
Express Scripts Canada Pharmacy  
Fairway Drug Mart  
Family Care Pharmacy  
Family Care Pharmacy #2  
Family Care Pharmacy #3  
Family Care Pharmacy #4  
Finlandia Pharmacy  
Fleetwood Pharmacy Remedy's Rx  
Forbes Pharmacy  
Forbes Pharmacy - Queen Charlotte  
Forbes Pharmacy #1007  
Forbes Pharmacy Burnside  
Forbes Pharmacy Goldstream  
Forbes Pharmacy IDA  
Forbes Pharmacy Millstream  
Forbes Pharmacy Sooke  
Fort Nelson Pharmacy  
Fort Royal Pharmacy  
Fort Royal Pharmacy Hillside  
Fort Royal Pharmacy Oak Bay  
Fort St John Phrm & Wellness Ctr  
Fraser Canyon Pharmacy #312  
Fraser Heights Pharmacy Ltd  
Fraser Lake Medicine Centre  
Fraser PharmaChoice  
Fraser Pharmacy  
Fraserview Pharmacy Ltd  
French Creek Pharmacy  
Freshco Pharmacy #4252  
Freshco Pharmacy #4256  
Freshco Pharmacy #4257  
Freshco Pharmacy #4265

FreshCo Pharmacy #4269  
FreshCo Pharmacy #4270  
Frontier Street Pharmacy I.D.A  
Gaetz Pharmasave  
Garden Park Pharmacy No.2  
Garlane Pharmacy #1  
Garrison Pharmacy  
Gateway Pharmacy  
Gilmore Remedy's Rx  
Gladwin Pharmacy  
Glen Pharmacy  
Glover Remedy's Rx 1011  
Glovers Medicine Centre Pharma  
Gold River Telepharmacy #9060  
Golden Ears Pharmacy  
Golden Family Pharmacy  
Good Cure Pharmacy  
Gordon Head Pharmacy  
Grace Pharmacy  
Granville Pharmacy  
Grays Compounding Remedy RX  
Grove Pharmacy  
Guardian Sunstone Pharmacy  
Guildford Drug Ltd  
Haney Pharmacy  
Happy Face Pharmacy  
Harbourside PharmaChoice  
Harbourview Drugstore  
Hardy Bay Drug Store  
Hart Drug Mart  
Harvard Pharmacy  
Harvest Drive Pharmacy  
Healing Pharmacy  
Health RX Pharmacy  
Healthcare Pharmacy  
Healthcare Pharmacy #2  
Healthmart Pharmacy  
HealthPlus Pharmacy  
HealthPlus Pharmacy #2  
Healthside Pharmacy



Heart IDA at Shelbourne Plaza	Kornak & Hamms Pharmacy	Loblaw Pharmacy #1561
Heart IDA Cadboro Bay Pharmacy	Kripps Pharmacy	Loblaw Pharmacy #1563
Heart IDA Farfield Pharmacy	Kroll's Surrey Pharmacy Ltd	Loblaw Pharmacy #1564
Heritage Park Pharmacy	Lakeside Medicine Centre	Loblaw Pharmacy #4369
High Gate Pharmacy Ltd.	Lakeside Pharmacy	Loblaw pharmacy #4382
Hillcrest Pharmacy	Lallicare Pharmacy #1	Loblaw Pharmacy #4534
Hillside Family Pharmacy	Lallicare Pharmacy #2	Loblaw Pharmacy #4590
Hogarth's Clinic Pharmacy Ltd	Lambert-Kipp Pharmacy Ltd	Loblaw Pharmacy #4612
Homelinx Pharmacy	Lancaster Prescriptions #1	Loblaw Pharmacy #4613
Hope Pharmacy	Lancaster Prescriptions #4	Loblaw Pharmacy #4614
Howe Sound Pharmacy Ltd	Landmark Pharmacy	Loblaw Pharmacy #4616
Hub Pharmacy	Langdon Pharmacy	Loblaw Pharmacy #4627
Icare Remedy's Rx	Langley IDA Pharmacy	Loblaw Pharmacy #4979
IDA Bowser Pharmacy	Latoria Pharmacy	Loblaw Pharmacy #4980
Ideal Care Pharmacy	Laurel Prescriptions	Loblaw Pharmacy #4981
Ideal Drug Mart Ltd	LG Pharmacy	Loblaw Pharmacy #4982
Imperial Neighbourhood Pharmacy	Lifecare Pharmacy	Loblaw Pharmacy #4983
Indigo Pharmacy Group	LifeConnect Pharmacy	Loblaw pharmacy #4984
Ingram Clinic Pharmacy	Lillooet I.D.A. Pharmacy	Loblaw Pharmacy #6708
Innomar Pharmacy	Lincoln Pharmacy & Coquitlam Travel Clinic	Loblaw Pharmacy #6732
Inwell Pharmacy Metrotown	Little Prairie Pharmacy	Loblaw Pharmacy #1526
Island Pharmacy #06	Living Room Pharmacy	Loblaws Pharmacy #1553
Island Pharmacy #1	Loblaw Pharmacy #1518	Loblaws Pharmacy #4617
Island Pharmacy #10	Loblaw Pharmacy #1520	Locks Prescription Pharma Ltd
Island Pharmacy #2	Loblaw Pharmacy #1521	London Drugs #02
Island Pharmacy #3	Loblaw Pharmacy #1522	London Drugs #03
Island Pharmacy #4	Loblaw Pharmacy #1523	London Drugs #04
Island Pharmacy #7	Loblaw Pharmacy #1524	London Drugs #05
Island Pharmacy #8	Loblaw Pharmacy #1527	London Drugs #06
JC Pharmacy	Loblaw Pharmacy #1528	London Drugs #07- Hastings
Jericho Pharmacy & Health Food Store	Loblaw Pharmacy #1531	London Drugs #08
Joe's Family Pharmacy	Loblaw Pharmacy #1532	London Drugs #09 - Guildford
Juniper Pharmacy	Loblaw Pharmacy #1551	London Drugs #10
Kaslo Community Pharmacy	Loblaw Pharmacy #1552	London Drugs #11
Katzie Pharmacy	Loblaw Pharmacy #1554	London Drugs #12
Kerrisdale Pharmacy	Loblaw Pharmacy #1556	London Drugs #14
King George Medic Pharmacy	Loblaw pharmacy #1557	London Drugs #15
Kiwi Pharmacy & Wellness	Loblaw Pharmacy #1559	London Drugs #16
Kleo's Pharmacy Remedy's Rx	Loblaw Pharmacy #1560	London Drugs #17
Knights Pharmacy		

London Drugs #18	Lonsdale & 3rd Pharmacy	Medicine Shoppe #281
London Drugs #19	Lonsdale Pharmacy	Medicine Shoppe #292
London Drugs #25	Lumby I.D.A. Pharmacy	Medicine Shoppe #310
London Drugs #28	MacDonalds Prescriptions #2	Medicine Shoppe #312
London Drugs #29	MacDonalds Prescriptions #3	Medicine Shoppe #321
London Drugs #35	MacDonald's Prescriptions #4	Medicine Shoppe #325
London Drugs #36	MacDonalds Prescriptions #5	Medicine Shoppe #332
London Drugs #37	Mackenzie Pharmachoice #9069	Medicine Shoppe #333
London Drugs #39	Maggie's Pharmacy	Medicine Shoppe #350
London Drugs #41	Main Prescriptions	Medicine Shoppe #361
London Drugs #42	Mann's Prescription Pharmacy	Medicine Shoppe #369/ China Creek Pharmacy LTD
London Drugs #44 - Park Royal	Manshadi Pharmacy #2	Medicine Shoppe #379
London Drugs #46	Marks Pharmacy	Medicine Shoppe #402
London Drugs #47	Marshall Pharmacy Ltd.	Medicine Shoppe #409
London Drugs #50	Mary's pharmacy	Medicine Shoppe #414
London Drugs #51	Masset Pharmasave #076 - Telepharmacy	Medicine Shoppe #415
London Drugs #52	McCallum Pharmacy	Medicine Shoppe Pharmacy #254
London Drugs #53	McCue Pharmacy	Medicine Shoppe Pharmacy #358
London Drugs #54 - Tillicum Road	McKesson Spclty Prescript Svcs	Medicine Shoppe Pharmacy #406
London Drugs #55	Meadows Pharmacy	Mediglen Pharmacy
London Drugs #56	Medical Centre Prescriptions	Medis Pharmacy
London Drugs #61	Medical Tower Drugs LTD	Medisave Pharmacy #4
London Drugs #67	Medicare Pharmacy	Medisave Pharmacy #7
London Drugs #70	Medicine Guru	Mednow Pharmacy
London Drugs #71	Medicine Shoppe #142	MedPure Natural Pharmacy
London Drugs #72	Medicine Shoppe #148	Med-X Pharmacy Ltd.
London Drugs #73	Medicine Shoppe #156	Memorial Compounding Pharmacy
London Drugs #74	Medicine Shoppe #163 - Surrey	Metro Drugs
London Drugs #75	Medicine Shoppe #168	Metrocare Pharmacy
London Drugs #76	Medicine Shoppe #169	Metrolife Pharmacy
London Drugs #77	Medicine Shoppe #195	Minoru Pharmacy
London Drugs #78	Medicine Shoppe #221	Miracle Prescriptions Remedy's Rx
London Drugs #80	Medicine Shoppe #231	MJ's Natural Pharmacy
London Drugs #81	Medicine Shoppe #239	MJ's Natural Pharmacy #4
London Drugs #82	Medicine Shoppe #240	Montrose Pharmacy
London Drugs #85	Medicine Shoppe #253	Morgan Creek Medicine Centre
London Drugs #90	Medicine Shoppe #255	Mountain View Pharmacy (Pharmachoice)
London Drugs No. 88	Medicine Shoppe #259	Mt. Lehman Pharmacy Ltd.
Longevity Compounding Pharmacy	Medicine Shoppe #268	Nakusp Pharmachoice

Nanaimo Pharmacy	Oxford Pharmacy	Pharmasave #057
Nanoose Pharmacy	P & A Pharmacy Ltd	Pharmasave #063
Naz's Pharmacy #3	Pacific Pharmacy #1	Pharmasave #067
Naz's Pharmacy #4	Pacific Pharmacy #2	Pharmasave #075 - Telepharmacy
Naz's Pharmacy No. 5	Pacific Pharmacy #3	Pharmasave #081
Naz's Prescription Plus Pharm #2	Pacific Prescriptions & Medical Supplies No.2	Pharmasave #082
Naz's Prescription Plus Pharmacy	Pandora Pharmacy	Pharmasave #086
Neighbourly BC Central Fill Solutions #1055	Park Pacific Pharmacy	Pharmasave #089 - Tabor Plaza
Nelson Clinic Pharmacy	Parksville Pharmacy	Pharmasave #092
Nelson Remedy's Rx	PDC Pharmacy	Pharmasave #095
Nester's Pharmacy & Wellness - Squamish	Peace Pharmacy	Pharmasave #100
Nester's Pharmacy Ltd	Peachland Pharmacy	Pharmasave #1002 - Bridge Pharmacy
Nester's Pharmacy SFU	PeerConnect Pharmacy	Pharmasave #1014
New Denver Community Pharmacy and Telepharmacy	Pender Island Pharmacy	Pharmasave #1016
New Life Pharmacy	Peninsula IDA Pharmacy	Pharmasave #1019
New West Pharmachoice	Peoples Drug Mart #147	Pharmasave #102
Newgen PharmaChoice	Peoples Drug Mart #369	Pharmasave #1020
Nolan's Clinic Pharmacy	Peoples Pharmacy	Pharmasave #1021
Nolan's Pharmasave Drugs #222	Peoples Pharmacy #377	Pharmasave #1025
Nordlys Pharmacy	Peoples Shifa Pharmacy	Pharmasave #1032
North End Pharmacy Remedy's Rx	PharmaChoice #007	Pharmasave #1037
North Island Pharmacy	PharmaChoice #9062	Pharmasave #105
North Road Pharmasave	Pharmachoice Langford Pharmacy	Pharmasave #106
North Shore Pharmacy	PharmaChoice Maple Ridge Pharmacy	Pharmasave #107
North West Pharmacy	Pharmachoice Pharmacy #9063	Pharmasave #1088
Northmount Pharmacy Ltd	Pharmachoice Pharmacy #9072	Pharmasave #1101
Northshore Drugstore Remedy's RX	PharmaChoice South Slope	Pharmasave #1106
Northview Pharmacy	Pharmachoice Trail Apothecary	Pharmasave #1109
Okanagan Pharmacy	Pharmacy Drugstore	Pharmasave #115
Oliver Pharmacy Remedy's Rx	Pharmacy Drugstore #2	Pharmasave #120
Omnicare Pharmacy	Pharmacy #24	Pharmasave #129
Orchard Remedy's Rx	Pharmacy 24 No. 4	Pharmasave #139
Otter Co-op at Parallel Pharmacy	Pharmacy Apoteka	Pharmasave #142
Otter Co-op Pharmacy	Pharmasave #006	Pharmasave #148
Otter Co-Op Pharmacy (Mt. Lehman)	Pharmasave #008	Pharmasave #151
Out Reach Pharmacy Ltd.	Pharmasave #022	Pharmasave #154
Outreach RX	Pharmasave #028	Pharmasave #162
Owl Drugs	Pharmasave #034	Pharmasave #178
	Pharmasave #043	

Pharmasave #179  
Pharmasave #18  
Pharmasave #182  
Pharmasave #183  
Pharmasave #190  
Pharmasave #198  
Pharmasave #203  
Pharmasave #205  
Pharmasave #206  
Pharmasave #21  
Pharmasave #211  
Pharmasave #213  
Pharmasave #214  
Pharmasave #221  
Pharmasave #230  
Pharmasave #232  
Pharmasave #242  
Pharmasave #244  
Pharmasave #246  
Pharmasave #248  
Pharmasave #249  
Pharmasave #25  
Pharmasave #250  
Pharmasave #253  
Pharmasave #255  
Pharmasave #257  
Pharmasave #260  
Pharmasave #264  
Pharmasave #265  
Pharmasave #267  
Pharmasave #275  
Pharmasave #276  
Pharmasave #278  
Pharmasave #280  
Pharmasave #282  
Pharmasave #284  
Pharmasave #287  
Pharmasave #291  
Pharmasave #294 Orchards Walk  
Pharmasave #296

Pharmasave #32  
Pharmasave #71  
Pharmasave #79  
Pharmasave #87  
Pharmasave #96  
Pharmasave Abbott St  
Pharmasave Aberdeen  
Pharmasave Cumberland #1015  
Pharmasave Gladwin  
Pharmasave Health Center #1008 -  
Metrotown  
Pharmasave Health Centre #002  
Pharmasave Health Centre #005  
Pharmasave Health Centre #007  
Pharmasave Health Centre #010  
Pharmasave Health Centre #011  
Pharmasave Health Centre #015  
Pharmasave Health Centre #016  
Pharmasave Health Centre #017  
Pharmasave Health Centre #020  
Pharmasave Health Centre #024  
Pharmasave Health Centre #029  
Pharmasave Health Centre #038  
Pharmasave Health Centre #049  
Pharmasave Health Centre #052  
Pharmasave Health Centre #059  
Pharmasave Health Centre #064  
Pharmasave Health Centre #080  
Pharmasave Health Centre #094  
Pharmasave Health Centre #098  
Pharmasave Health Centre #099  
Pharmasave Health Centre #1000  
Pharmasave Health Centre #1006  
Pharmasave Health Centre #1011  
Pharmasave Health Centre #1022  
Pharmasave Health Centre #1023  
Pharmasave Health Centre #1110  
Pharmasave Health Centre #207  
Pharmasave Heath Centre # 012 -  
Langley City

Pharmasave Heath Centre #1010  
Pharmasave James Bay #130  
Pharmasave Lions Gate  
Pharmasave Newton # 91  
Pharmasave Oak Bay #152  
Pharmasave Riverbend 1033  
Pharmasave Scott Town #167  
Pharmasave Steveston Village  
Pharmasave Willowbrook #1017  
Pharmawise Pharmacy  
Pharmcity Drugs #3  
Pharmsave Health Centre #045  
Phoenix Pharmacy  
Pier Health Resource Centre  
Pillway  
Pivot RX  
Platinum Care Pharmacy  
Plaza Pharmacy  
Pocketpills  
Point Grey Pharmacy  
Powell River Pharmacy  
Pratts Compounding Pharmacy  
Pricesmart Foods #2281  
Pricesmart Foods Pharmacy #2274  
Princeton Pharmacy  
Pro-Health Pharmacy #2  
Promontory Pharmacy  
Prosper Pharmacy No.3  
Pure Integrative Pharmacy #10  
Pure Integrative Pharmacy #17  
Pure Integrative Pharmacy #18  
Pure Integrative Pharmacy #19  
Pure Integrative Pharmacy #21  
Pure Integrative Pharmacy #23  
Pure Integrative Pharmacy #25  
Pure Integrative Pharmacy #26  
Pure Integrative Pharmacy #27  
Pure Integrative Pharmacy #29  
Pure Integrative Pharmacy #31  
Pure Integrative Pharmacy #33

Pure Integrative Pharmacy #4	Rexall #7194	Safeway Food & Drug Pharma #4958
Pure Integrative Pharmacy #5	Rexall Direct	Safeway Food & Drug Pharma #4963
Pure Integrative Pharmacy #9	Rexall Drug Store #7103	Safeway Food & Drug Pharma #4968
Pure Pharmacy #24	Rexall Drug Store #7114	Safeway Food & Drug Pharma #4970
Pure Pharmacy Health Centre #01	Rexall Drug Store #7117	Safeway Food & Drug Pharma #53
Quadra Maple Pharmacy	Rexall Drug Store #7126	Safeway Pharmacy #4901
Queens Apothecary Ltd	Rexall Drug Store #7128	Safeway Pharmacy #4902
Queensborough Community Pharma	Rexall Drug Store #7139	Safeway Pharmacy #4903
R.E.A.C.H. Centre Pharmacy	Rexall Drug Store #7152	Safeway Pharmacy #4906
Rage's Pharmacy	Rexall Drug Store #7169	Safeway Pharmacy #4908
Rainforest Wellness Pharmacy	Rexall Drug Store #7170	Safeway Pharmacy #4909
Regency Medicine Centre	Rexall Drug Store #7181	Safeway Pharmacy #4911
Reid Street Pharmacy	Rexall Drug Store #7182	Safeway Pharmacy #4912
Remedy's RX #298	Rexall Pharmacy #7136	Safeway Pharmacy #4913
Remedy's Rx #367	Rexall Pharmacy #7163	Safeway Pharmacy #4916
Revelstoke Family Pharmacy	Richmond Medical Pharmacy	Safeway Pharmacy #4919
Rexall #7102	Ridgeway Pharmacy	Safeway Pharmacy #4920
Rexall #7104	Ritecare Pharmacy	Safeway Pharmacy #4924
Rexall #7110	Ritecare Pharmacy #2	Safeway Pharmacy #4925
Rexall #7111	Robins Pharmacy	Safeway Pharmacy #4928
Rexall #7116	Rose Valley Pharmacy Remedy's Rx	Safeway Pharmacy #4931
Rexall #7121	Rutland Medical Pharmacy	Safeway Pharmacy #4932
Rexall #7122	Rx Drug Mart #1000	Safeway Pharmacy #4933
Rexall #7127	Rx Drug Mart #1002	Safeway Pharmacy #4934
Rexall #7129	Rx Drug Mart #1003	Safeway Pharmacy #4936
Rexall #7133	RX Peoples Pharmacy	Safeway Pharmacy #4939
Rexall #7137	Rx Pharmachoice Pharmacy	Safeway Pharmacy #4941
Rexall #7141	RXCare Pharmacy & Compounding	Safeway Pharmacy #4948
Rexall #7149	SafeMed Pharmacy	Safeway Pharmacy #4955
Rexall #7157	Safeway Food & Drug Pharma #082	Safeway Pharmacy #4956
Rexall #7159	Safeway Food & Drug Pharma #126	Safeway Pharmacy #4960
Rexall #7161	Safeway Food & Drug Pharma #140	Safeway Pharmacy #4964
Rexall #7167	Safeway Food & Drug Pharma #144	Safeway Pharmacy #4967
Rexall #7171	Safeway Food & Drug Pharma #161	Safeway Pharmacy #4972
Rexall #7174	Safeway Food & Drug Pharma #23	Safeway Pharmacy #4974
Rexall #7177	Safeway Food & Drug Pharma #4900	Safeway Pharmacy #4976
Rexall #7184	Safeway Food & Drug Pharma #4914	Safeway Pharmacy #4977
Rexall #7187	Safeway Food & Drug Pharma #4917	Safeway Pharmacy #4979
Rexall #7191	Safeway Food & Drug Pharma #4918	Safeway Pharmacy #4980
Rexall #7193	Safeway Food & Drug Pharma #4942	Salmon Arm Prescription Centre

Salt Spring Pharmacy  
 Sam's Pharmacy Ltd.  
 Sardis pharmacy  
 Satnam Pharmacy  
 Save-On-Foods Pharmacy #2227  
 Save-On-Foods Pharmacy #2246  
 Save-On-Foods Pharmacy #2250  
 Save-On-Foods Pharmacy #2252  
 Save-On-Foods #918  
 Save-On-Foods #923 - Tillicum  
 Save-On-Foods Pharmacy  
 Save-On-Foods Pharmacy # 916 -  
 Sapperton  
 Save-On-Foods Pharmacy #2207  
 Save-On-Foods Pharmacy #2208  
 Save-On-Foods Pharmacy #2210-W  
 Save-On-Foods Pharmacy #2213  
 Save-On-Foods Pharmacy #2214  
 Save-On-Foods Pharmacy #2215  
 Save-On-Foods Pharmacy #2216  
 Save-On-Foods Pharmacy #2217  
 Save-On-Foods Pharmacy #2221  
 Save-On-Foods Pharmacy #2224  
 Save-On-Foods Pharmacy #2225  
 Save-On-Foods Pharmacy #2228  
 Save-On-Foods Pharmacy #2235  
 Save-On-Foods Pharmacy #2237  
 Save-On-Foods Pharmacy #2242  
 Save-On-Foods Pharmacy #2244  
 Save-On-Foods Pharmacy #2249  
 Save-On-Foods Pharmacy #2255  
 Save-On-Foods Pharmacy #2263  
 Save-On-Foods Pharmacy #2285  
 Save-On-Foods Pharmacy #2289  
 Save-On-Foods Pharmacy #902  
 Save-On-Foods Pharmacy #903  
 Save-On-Foods Pharmacy #904  
 Save-On-Foods Pharmacy #907  
 Save-On-Foods Pharmacy #909  
 Save-On-Foods Pharmacy #910  
 Save-On-Foods Pharmacy #915 -  
 Cranbrook  
 Save-On-Foods Pharmacy #919  
 Save-On-Foods Pharmacy #921  
 Save-On-Foods Pharmacy #922  
 Save-On-Foods Pharmacy #924  
 Save-On-Foods Pharmacy #928  
 Save-On-Foods Pharmacy #929  
 Save-On-Foods Pharmacy #930  
 Save-On-Foods Pharmacy #931  
 Save-On-Foods Pharmacy #932  
 Save-On-Foods Pharmacy #933  
 Save-On-Foods Pharmacy #935  
 Save-On-Foods Pharmacy #936  
 Save-On-Foods Pharmacy #939  
 Save-On-Foods Pharmacy #940  
 Save-On-Foods Pharmacy #942  
 Save-On-Foods Pharmacy #943  
 Save-On-Foods Pharmacy #946  
 Save-On-Foods Pharmacy #947  
 Save-On-Foods Pharmacy #948  
 Save-On-Foods Pharmacy #951  
 Save-On-Foods Pharmacy #952  
 Save-On-Foods Pharmacy #954  
 Save-On-Foods Pharmacy #955  
 Save-On-Foods Pharmacy #956  
 Save-On-Foods Pharmacy #957  
 Save-On-Foods Pharmacy #962  
 Save-On-Foods Pharmacy #963  
 Save-On-Foods Pharmacy #965  
 Save-On-Foods Pharmacy #966  
 Save-On-Foods Pharmacy #967  
 Save-On-Foods Pharmacy #968  
 Save-On-Foods Pharmacy #969  
 Save-On-Foods Pharmacy #970  
 Save-On-Foods Pharmacy #971  
 Save-On-Foods Pharmacy #972 -  
 Quesnel  
 Save-On-Foods Pharmacy #973  
 Save-On-Foods Pharmacy #975  
 Save-On-Foods Pharmacy #977  
 Save-On-Foods Pharmacy #979  
 Save-On-Foods Pharmacy #980  
 Save-On-Foods Pharmacy #981  
 Save-On-Foods Pharmacy #982  
 Save-On-Foods Pharmacy #983  
 Save-On-Foods Pharmacy #984  
 Save-On-Foods Pharmacy #985  
 Save-On-Foods Pharmacy #987  
 Save-On-Foods Pharmacy #988  
 Save-On-Foods Pharmacy #990  
 Save-On-Foods Pharmacy #991  
 Save-On-Foods Pharmacy #992-  
 Willoughby  
 Save-On-Foods Pharmacy #993  
 Save-On-Foods Pharmacy #995 -  
 Pitt Meadows  
 Save-On-Foods Pharmacy #996  
 Save-On-Foods Pharmacy #999  
 Scott 75 Pharmacy  
 Scott Road Pharmacy  
 Scottcare Pharmacy  
 Sechelt Pharmacy  
 Service Plus #3  
 Seymour Pharmacy  
 Seymour Pharmacy #2  
 Shafa Pharmacy  
 Shaughnessy Pharmacy  
 Shopper Drug Mart #291  
 Shoppers Drug Mart  
 Shoppers Drug Mart #226  
 Shoppers Drug Mart #230  
 Shoppers Drug Mart #237  
 Shoppers Drug Mart #238  
 Shoppers Drug Mart #287  
 Shoppers Drug Mart #0201  
 Shoppers Drug Mart #0202  
 Shoppers Drug Mart #0204  
 Shoppers Drug Mart #0205  
 Shoppers Drug Mart #0210



Shoppers Drug Mart #2260  
 Shoppers Drug Mart #2263  
 Shoppers Drug Mart #2264  
 Shoppers Drug Mart #2266  
 Shoppers Drug Mart #2267  
 Shoppers Drug Mart #2270  
 Shoppers Drug Mart #2271  
 Shoppers Drug Mart #2273  
 Shoppers Drug Mart #2274  
 Shoppers Drug Mart #2275  
 Shoppers Drug Mart #2276  
 Shoppers Drug Mart #2277  
 Shoppers Drug Mart #2279  
 Shoppers Drug Mart #2282  
 Shoppers Drug Mart #2283  
 Shoppers Drug Mart #2284  
 Shoppers Drug Mart #2287  
 Shoppers Drug Mart #2288  
 Shoppers Drug Mart #2289  
 Shoppers Drug Mart #2290  
 Shoppers Drug Mart #2291  
 Shoppers Drug Mart #2292  
 Shoppers Drug Mart #2294  
 Shoppers Drug Mart #2295  
 Shoppers Drug Mart #2297  
 Shoppers Drug Mart #2299  
 Shoppers Drug Mart #241  
 Shoppers Drug Mart #248  
 Shoppers Drug Mart #255  
 Shoppers Drug Mart #257  
 Shoppers Drug Mart #262  
 Shoppers Drug Mart #274  
 Shoppers Drug Mart #279  
 Shoppers Drug Mart #281  
 Shoppers Drug Mart #288  
 Shoppers Drug Mart #290  
 Shoppers Drug Mart #3007  
 Shoppers Drug Mart #3076  
 Shoppers Drug Mart #3077  
 Shoppers Drug Mart #3079

Shoppers Drug Mart Store #2130  
 Shoppers Drug Mart Store #2134  
 Shoppers Drug Mart Store #2262  
 Shoppers Drug Mart #2118  
 Shoppers Simply Pharmacy #2285  
 Shoppers Simply Pharmacy #3082  
 Shoppers Simply Pharmacy #3087  
 Sidney Pharmacy II  
 Silveremere Pharmacy  
 Silvermere Pharmacy #2 Ltd  
 Similkameen Pharmacy  
 Simplex Drugs  
 Sina Pharmacy  
 Skaha Rexall Pharmacy #7179  
 Somerset Pharmacy Services  
 Southland Pharmacy  
 Sparwood Remedy's Rx  
 Squamish Pharmacy  
 Srx Pharmacy (#1)  
 Srx Pharmacy (#3)  
 St Anthony's Clinic Pharmacy #2  
 St Georges Pharmacy  
 Sterling Centre Remedy's Rx  
 Steveston Pharmacy  
 Sukh's Pharmacy  
 Sullivan Pharmacy Inc  
 Summerland Guardian Pharmacy  
 Sun Peaks Pharmacy  
 Sunnyside Evergreen Pharmacy  
 Sunset Pharmacy Ltd  
 Sunwest Pharmacy  
 Super Grocer & Pharmacy  
 Surlang MedCentre  
 Tablet Pharmacy  
 Tang's Prescriptions  
 Terra Nova PharmaChoice  
 The Drive Pharmacy  
 The Medicine Shoppe Pharmacy #285  
 The Medicine Shoppe Pharmacy #367  
 The Pharmacy Kitilano

The Pharmacy Langley  
 The Pharmacy Main Street  
 (Pharmachoice)  
 The Pharmacy West End  
 The Pharmacy Westview  
 The Village Pharmacy  
 Third Ave Evergreen Pharmacy  
 Thrifty Foods and Pharmacy #06  
 Thrifty Foods and Pharmacy #10  
 Thrifty Foods and Pharmacy #13  
 Thrifty Foods and Pharmacy #19  
 Thrifty Foods and Pharmacy #23  
 Thrifty Foods and Pharmacy #24  
 Thrifty Foods and Pharmacy #29  
 Thrifty Foods and Pharmacy #9464  
 Thrifty Foods and Pharmacy #9481  
 Thrifty Foods Pharmacy #9471  
 Thrifty Foods Pharmacy #9480  
 Town Centre Pharmacy  
 Townline Pharmacy  
 Tsawwassen Pharmacy  
 Tumbler Ridge Pharmacy  
 Two Nice Guys Pharmacy  
 Ucluelet Co-op Pharmacy  
 Ultracare Guardian Pharmacy #2  
 Unicare Pharmacy  
 Universal Pharmacy  
 University Heights Pharmacy  
 University Pharmacy  
 Uptown Drugs Peoples Pharmacy  
 Urban Fare Pharmacy #7614  
 UVIC Campus Pharmacy  
 Valley Evergreen Pharmacy  
 Vanderhoof Medicine Centre  
 Vicon Pharmacy No. 2  
 Victoria Compounding Pharmacy  
 Victoria Health Unit Clinical Pharmacy  
 View Pharmacy  
 Village Pharmacy  
 Vital Health Pharmacy



Vital Health Pharmacy #2  
Viva Med Pharmacy  
Wal-Mart #1205  
Wal-Mart #1207  
Wal-Mart #1208  
Wal-Mart Pharmacy #1011  
Wal-Mart Pharmacy #1015  
Wal-Mart Pharmacy #1018  
Wal-Mart Pharmacy #1036  
Wal-Mart Pharmacy #1077  
Wal-Mart Pharmacy #1093  
Wal-Mart Pharmacy #1100  
Wal-Mart Pharmacy #1104  
Wal-Mart Pharmacy #1106  
Wal-Mart Pharmacy #1112  
Wal-Mart Pharmacy #1113  
Wal-Mart Pharmacy #1119  
Wal-Mart Pharmacy #1143  
Wal-Mart Pharmacy #1181  
Wal-Mart Pharmacy #1192  
Wal-Mart Pharmacy #1206  
Wal-Mart Pharmacy #1213  
Wal-Mart Pharmacy #1214  
Wal-Mart Pharmacy #3008  
Wal-Mart Pharmacy #3019  
Wal-Mart Pharmacy #3025  
Wal-Mart Pharmacy #3040

Wal-Mart Pharmacy #3042  
Wal-Mart Pharmacy #3057  
Wal-Mart Pharmacy #3059  
Wal-Mart Pharmacy #3060  
Wal-Mart Pharmacy #3070  
Wal-Mart Pharmacy #3098  
Wal-Mart Pharmacy #3109  
Wal-Mart Pharmacy #3158  
Wal-Mart Pharmacy #3163  
Wal-Mart Pharmacy #3167  
Wal-Mart Pharmacy #3169  
Wal-Mart Pharmacy #3183  
Wal-Mart Pharmacy #3188  
Wal-Mart Pharmacy #3199  
Wal-Mart Pharmacy #3651  
Wal-Mart Pharmacy #3652  
Wal-Mart Pharmacy #3661  
Wal-Mart Pharmacy #5777  
Wal-Mart Pharmacy #5834  
Wal-Mart Pharmacy #5838  
Wal-Mart Pharmacy #5853  
We Care Pharmacy  
We Care Pharmacy #2  
Well Pharmacy  
WellCare Rx  
Wellness Pharmacy  
Wellness Pharmacy #2

Wellness Pharmacy No. 4  
Wellness Pharmacy No. 5  
Wellness Pharmacy No.12  
Wellness Pharmacy No.13  
Wellness Pharmacy NO.3  
Wellness Pharmacy No.6  
Wellness Pharmacy No.8  
Wellness Pharmacy No.9  
Wescana Pharmacy #03  
Wescana Pharmacy #06  
Wescana Pharmacy #1  
West 10th Medical Pharmacy  
West End Medicine Centre  
Westin Pharmacy LTD.  
Westwood Pharmacy  
White Rock Pharmacy  
Whole Health Pharmacy  
Willowbrook Pharmacy  
Wilson Pharmacy  
Wilson Pharmacy  
Winfield IDA Pharmacy  
Winmed Pharmacy  
Yale Road Pharmacy  
YNP Dunbar Pharmacy  
York Pharmacy  
Yyoung Medicine Mart  
YYoung Medicine Mart Main

# Appendix 5

---

## Auditor's Report

### INDEPENDENT PRACTITIONER'S REASONABLE ASSURANCE REPORT ON SECTION 8(2)(b), (d), (e) AND (g) OF THE B.C REGULATION 449/2004 (Recycling Regulation)

To the Ministry of the Environment and Climate Change Strategy

We have been engaged by Health Products Stewardship Association to undertake a reasonable assurance engagement in respect of the following information (collectively, "the information"), detailed within Health Products Stewardship Association's annual report to the Ministry of Environment and Climate Change Strategy and in the accompanying Appendix 1 and 2 for the year ending December 31, 2022:

- The location of collection facilities, and any changes in the number and location of collection facilities from the previous report in accordance with Section 8(2)(b) of B.C Regulation 449/2004 (Recycling Regulation);
- The description of how the recovered product was managed in accordance with the pollution prevention hierarchy in accordance with Section 8(2)(d) of the Recycling Regulation;
- The total amount of the producer's product sold and collected and, if applicable, the producer's recovery rate in accordance with Section 8(2)(e) of the Recycling Regulation; and,
- Performance for the year in relation to approved targets under Section 8(2)(b), (d) and (e) in accordance with Section 8(2)(g) of the Recycling Regulation.

#### **Management's Responsibility**

Management is responsible for the preparation of the annual report comprising the information required by section 8(2)(b), (d), (e) and (g) of the Recycling Regulation in accordance with applicable criteria set out in Appendix 1 of this report. This responsibility includes the design, implementation and maintenance of internal control relevant to the preparation of Health Products Stewardship Association's annual report that is free from material misstatement, whether due to fraud or error.

#### **Our Responsibility**

Our responsibility is to express a reasonable assurance opinion on Health Products Stewardship Association's information. We conducted our reasonable assurance engagement in accordance with Canadian Standard on Assurance Engagements 3000, *Attestation engagements other than audits or reviews of historical financial information*. This standard requires that we plan and perform this engagement to obtain reasonable assurance about whether Health Products Stewardship Association's information is fairly stated, in all material respects.

Reasonable assurance is a high level of assurance, but is not a guarantee that an engagement conducted in accordance with this standard will always detect a material misstatement when it exists. Misstatement can arise from fraud or error and are considered material if, individually or in the aggregate, they could reasonably be expected to influence the decisions of users of our report. The nature, timing and extent of procedures selected depend on our professional judgment, including an assessment of the risks of material misstatement, whether due to fraud or error, and involve obtaining evidence about the preparation of management's statement in accordance with the applicable criteria.

A reasonable assurance engagement also includes assessing the suitability in the circumstances of management's use of applicable criteria, applied as explained in Appendix 1 of this report, as the basis for preparing information required by Section 8(2)(b), (d), (e) and (g) of the Recycling Regulation; evaluating the appropriateness of quantification methods and reporting policies used, and the reasonableness of estimates made by management; and evaluating the overall presentation of the information detailed within the annual report and accompanying Appendix 1 and 2.

We believe the evidence we obtained is sufficient and appropriate to provide a basis for our opinion. Relevant information required by Section 8(2)(b), (d), (e) and (g) of the Recycling Regulation is set out in Appendix 1 and 2 of this report.

### ***Our Independence and Quality Control***

We have complied with the relevant rules of professional conduct / code of ethics applicable to the practice of public accounting and related to assurance engagements, issued by various professional accounting bodies, which are founded on fundamental principles of integrity, objectivity, professional competence and due care, confidentiality and professional behaviour.

The firm applies Canadian Standard on Quality Control 1, *Quality Control for Firms that Perform Audits and Reviews of Financial Statements, and Other Assurance Engagements* and, accordingly, maintains a comprehensive system of quality control, including documented policies and procedures regarding compliance with ethical requirements, professional standards and applicable legal and regulatory requirements.

### ***Basis for Qualified Opinion***

As discussed in Appendix 1 of this report, quantification is subject to inherent limitation because our assessment of the total weight of all of the pharmaceuticals that were collected at the collection locations and the total weight of all pharmaceutical that were incinerated is strictly based on the information provided by the collection service providers.


In addition, as discussed in Appendix 2 of this report, Health Products Stewardship Association has not reported the recovery rate and its performance for the year ending December 31, 2022 and, therefore, we are unable to express an opinion on these items.

### ***Qualified Opinion***

In our opinion, except for the effects of the matters described in the Basis for Qualified Opinion paragraph, Health Products Stewardship Association's information for the year ended December 31, 2022, is prepared, in all material respects, in accordance with the applicable criteria.

### ***Purpose of the Information***

Health Products Stewardship Association's information has been prepared to report to the Ministry of the Environment and Climate Change Strategy and is not intended to be and should not be used for any other purpose.



Chartered Professional Accountants, Licensed Public Accountants

Ottawa, Ontario  
June 30, 2023

**Marcil Lavallée**

# HEALTH PRODUCTS STEWARDSHIP ASSOCIATION

## APPENDIX 2 DECEMBER 31, 2022

---

### 1. COLLECTION FACILITIES

The location of collection facilities and any changes in the number and location of collection facilities from the previous report in accordance with Section 2(2)(b) of the Recycling Regulation.

Specific disclosures in Health Products Stewardship Association's annual report for which evaluation criteria were developed	
Disclosure per Annual Report	Reference
Total number of collection locations in 2022 – 1,169	Pages 1, 3, and 22 Appendix 2: Regional District Summary Report (page 26)
In 2022, a total of 1169 BC retail pharmacies or 79.9% of total accredited pharmacies in British Columbia were registered as HPSA collection sites (-2.8% decrease from 2021)	Section 1: Executive Summary (page 1) Section 2: Overview (page 3)

The following evaluation criteria were applied to the assessment of the location of collection facilities, and any changes in the number and location of collection facilities from the previous report in accordance with Section 8(2)(b) of the Recycling Regulation:

- Collections facilities are facilities that have a signed contract with Health Products Stewardship Association for the collection of medications during the reporting period of January 1<sup>st</sup> to December 31, 2022.
- Health Products Stewardship Association maintains a listing of all collection facilities for the program, including the location of the collection facility, the total of which agrees to the number of collection facilities as disclosed in the Annual Report.
- The change in number of collection facilities is calculated by comparing the current number of collection facilities, a sum of all of the collection facilities that have a signed contract within a given reporting year and those that closed within the same reporting year, to the number of collection facilities reported in the prior reporting year.

## 2. POLLUTION PREVENTION HIERARCHY

The description of how the recovered product was managed in accordance with Section 8(2)(d) of the Recycling Regulation.

Specific disclosures in Health Products Stewardship Association's annual report for which evaluation criteria were developed	
Disclosure per Annual Report	Reference
In 2022, HPSA disposed of 100% of pharmaceuticals collected in BC through incineration (70% of the volume collected at the Suez Canada Waste Service Inc. and 30% of the volume collected at the City of Burnaby Waste to Energy facility)	Page 19

The following evaluation criteria were applied to the description of how the recovered product was managed in accordance with the pollution hierarchy in accordance with Section 8(2)(d) of the Recycling Regulation:

- All of the products are collected by one company: Whitecap Environment Services.
- We obtained their monthly invoices, which contains a breakdown of the total product collected by weight. The report is broken down by dates and locations.
- We obtained the Certificates of Destruction provided by SUEZ North America and the Waste Tickets from the City of Burnaby and compared the totals of the Certificates of Destruction and the Waste Tickets to the monthly invoices to ensure that they are consistent.
- We reported this total to the Annual Report for the reporting period January 1<sup>st</sup> to December 31, 2022. As per the Certificates of Destruction the total product collected was incinerated.

As established by management, there is an unavoidable risk of material misstatements due that we consider it impractical to introduce surveillance controls on the data produced by the collection service providers (Whitecap Environment Services and SUEZ North America) and on their control activities. Our statement on the total weight of pharmaceutical waste is strictly based on the information provided by the collection service providers.

### 3. PRODUCT COLLECTION

The description of the total amount of the producer's product collected, in accordance with Section 8(2)(e) of the Recycling Regulation.

Specific disclosures in Health Products Stewardship Association's annual report for which evaluation criteria were developed	
Disclosure per Annual Report	Reference
In 2022, the quantity of pharmaceuticals collected for disposal was 109,556.8 kg	Pages 1, 3, 20 and 22 Section 7, Table 1 (page 21) Appendix 2: Regional District Summary Report (page 26)
In 2022, the average volume of post-consumer pharmaceuticals returned per capita was 0.0206 kg representing a total volume of 109,556.8 kg of pharmaceuticals returned for disposal. The highest volume of return for a regional district was Metro Vancouver at 52,402.5 kg.	Section 7: Product sold and collected and recovery rate (page 20)

The following evaluation criteria were applied to the description of the total amount of producer's product accordance with Section 8(2)(e) of the Recycling Regulation:

- All of the product is collected by one company, Whitecap Environment Services.
- We obtained their monthly invoices, which contains a breakdown of the total product collected by weight. The report is broken down by dates and locations.
- We reported this total to the Annual Report for the reporting period January 1<sup>st</sup> to December 31, 2022.

As established by management, there is an unavoidable risk of material misstatements due that we consider it impractical to introduce surveillance controls on the data produced by the collection service providers (Whitecap Environment Services and SUEZ North America) and on their control activities. Our statement on the total weight of pharmaceutical collected is strictly based on the information provided by the collection service providers.

#### Product sold and recovery rate

Health Products Stewardship Association has not reported the recovery rate for the year in accordance with 8(2)(e) of the Recycling Regulations for the year ended December 31, 2022 as the approved stewardship plan does not outline the requirement to report recovery rates. If the stewardship program does not report a recovery rate in the approved plan, assurance for producer's product sold data is not required as outlined in the Assurance Requirements.

#### Performance Targets

Health Products Stewardship Association has not reported its performance for the year in relation to approved targets under 8(2)(b), (d) and (e) in accordance with 8(2)(g) of the Recycling Regulation for the year ended December 31, 2022 as Health Products Stewardship Association is not required to report this to the Director as there are no targets set in the approved stewardship plan for these sections applicable to the reporting year.



**OTTAWA**  
400-1420 place Blair Towers Place  
Ottawa ON K1J 9L8  
T 613 745-8387  
F 613 745-9584

